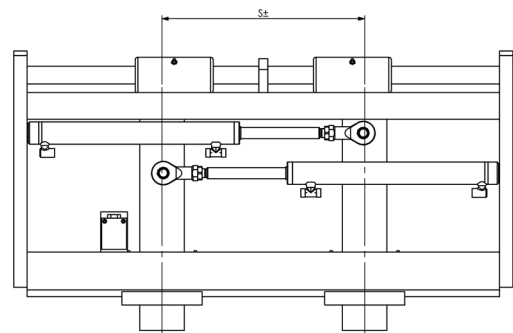
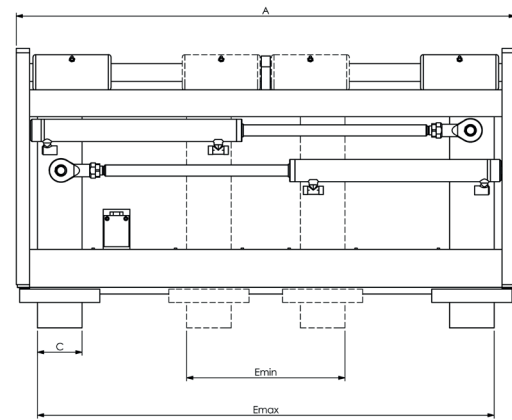
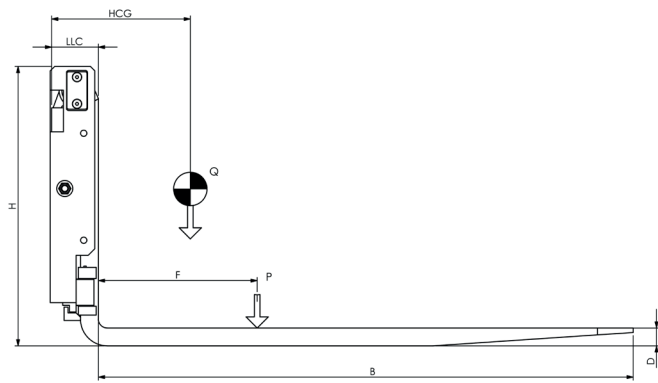



# PMC 9

- Capacity 1600-7000 kg
- Hook-on attachment with fork positioning with sideshift
- See ISO2328 table on pages 3 for best capacity
- Fits counterbalance forklift trucks
- Capacity, width, forks and opening ranges can be changed to customer request



Capacity (P)	Load center (F)	Width (A)	Unit dimensions						Weight (Q)	Article no. PMC name - Width - forks - integration	Description Model-capacity-forks
			H*	LLC	HCG	Emin*	Emax*	Sideshift ± (S)			
ISO 1 ISO 2	500	800	651	90	228	230	725	108	182	55040A-XXXX-XX-XX	PMC9-1600-100x40x1200
		920			223		845	138	187		
		970			218		895	151	192		
		1020			213		945	164	197		
		1070			208		995	177	202		
1120	203	1045	190	207							
ISO 2	500	1020	627	105	241	355	925	141	199	55041-XXXX-XX-XX	PMC9-2500-100x40x1200
		1070			239		975	154	202		
		1120			237		1025	167	205		
		1170			235		1075	180	208		
		1220			233		1125	193	211		
		1270			231		1175	206	214		
1320	229	1225	219	217							
ISO 3	500	1070	727	110	265	355	975	154	255	55042-XXXX-XX-XX	PMC9-3000-125x45x1200
		1120			263		1025	167	258		
		1170			261		1075	180	261		
		1220			259		1125	193	264		
		1270			257		1175	206	267		
1320	255	1225	219	270							
ISO 3	600	1070	724	135	267	355	975	154	309	55043-XXXX-XX-XX	PMC9-3500-125x50x1200
		1120			265		1025	167	313		
		1170			263		1075	180	317		
		1220			261		1125	193	321		
		1270			259		1175	206	325		
		1320			257		1225	219	329		
		1370			255		1275	232	333		
		1420			253		1325	245	337		
		1470			251		1375	258	341		
		1520			249		1425	274	345		
		1570			247		1475	284	349		
1620	245	1525	297	353							
ISO 3	600	1200	751	135	242	360	1110	188	342	55044-XXXX-XX-XX	PMC2-4000-125x50x1200
		1300			236		1210	213	353		
		1400			230		1310	238	364		
		1500			224		1410	263	375		
		1600			218		1510	288	386		
		1700			212		1610	313	397		
		1800			206		1710	338	408		
ISO 3	600	1200	751	135	255	390	1110	188	373	55045-XXXX-XX-XX	PMC2-4500-150x50x1200
		1300			249		1210	213	384		
		1400			243		1310	238	395		
		1500			237		1410	263	406		
		1600			231		1510	288	417		
		1700			225		1610	313	428		
		1800			219		1710	338	439		
		1900			213		1810	363	450		
		2000			207		1910	388	461		
		ISO 4			600		1200	802	150		
1300	226		1210	213		420					
1400	221		1310	238		432					
1500	216		1410	263		444					
1600	211		1510	288		450					
1700	205		1610	313		468					
1800	201		1710	338		480					
1900	196		1810	363		492					
2000	191	1910	388	504							
ISO 4	600	1600	862	165	225	490	1490	250	580	55046-XXXX-XX-XX	PMC9-7000-150x60x1200
		1700			221		1590	275	597		
		1800			217		1690	300	614		
		1900			213		1790	325	631		
		2000			209		1890	350	648		
		2100			205		1990	375	665		
		2200			201		2090	400	682		
		2300			197		2190	425	699		
		2400			193		2290	450	716		

Q\* Weights are estimated and can differ between customer request.  
H\* Height is with the ISO 2328 Class A mounting  
Options: Capacity, width, forks and opening ranges can change to customer request.  
Emin\* and Emax\* in the table only shows the standard